



## Senegal Inclusive and Sustainable Agribusiness Development Project (P124018)

AFRICA | Senegal | Agriculture Global Practice |  
IBRD/IDA | Investment Project Financing | FY 2014 | Seq No: 8 | ARCHIVED on 28-Feb-2018 | ISR31166 |

Implementing Agencies: Ministry of Agriculture and Rural Equipment, Republic of Senegal

### Key Dates

#### Key Project Dates

Bank Approval Date:19-Dec-2013

Effectiveness Date:26-Jun-2014

Planned Mid Term Review Date:09-Oct-2017

Actual Mid-Term Review Date:30-Oct-2017

Original Closing Date:31-Dec-2019

Revised Closing Date:31-Dec-2019

### Project Development Objectives

Project Development Objective (from Project Appraisal Document)

The Project Development Objective is to develop inclusive commercial agriculture and sustainable land management in project areas

Has the Project Development Objective been changed since Board Approval of the Project Objective?

No

Global Environmental Objective (from Project Appraisal Document)

N/A

Has the Global Environmental Objective been changed since Board Approval of the Project Objective?

No

### Components

Name

Component 1: Support to sector actors:(Cost \$12.00 M)

Component 2: Development of irrigation infrastructure and natural resources management:(Cost \$67.50 M)

Component 3: Coordination, Impact Monitoring and Evaluation (GEF: US\$0.5 million; IDA: US\$6 million):(Cost \$6.50 M)

### Overall Ratings



Name	Previous Rating	Current Rating
Progress towards achievement of PDO	● Unsatisfactory	● Moderately Unsatisfactory
Overall Implementation Progress (IP)	● Unsatisfactory	● Moderately Unsatisfactory
Overall Risk Rating	● High	● High

## Implementation Status and Key Decisions

Overall project performance is lagging well behind targets as in the Results framework. However, progress noted on the key elements contributing to the project's development objective (PDO) is significant enough to achieve ODP indicators, but certainly not before the current project closure date (December 31, 2019). Indeed, important actions have been undertaken since April 2017 to resolve the land tenure issue and speed up project investments, particularly in the areas of irrigation, land management and the Matching Grants Mechanism (see summary in progress and action plans in the MTR Aide memoir and related Annexes). Furthermore, the deployment of land offices in the 9 participating communes and ongoing land registration for existing farms under the agreed land user right model are beginning to yield a transformative effects both at local and national levels, with greater involvement of the Ministry of Finance's Land Department (DGID) bringing the two registration systems toward a unified cadaster system in rural areas. The IDA and GEF disbursement rates at the time of the mission were still very low at 16.68% and 19.66%, respectively.

The mid-term review identified challenges and impediments to achieving project PDO and fast tracking implementation of activities, and draw up detailed action pas with milestones within by June 2018, triggering further actions, i.e. extension of the closing for full attainment of project key performance indicators or retrofitting project scope and activities with partial cancelation of the IDA credit and/or the GEF Grant.



## Risks

### Systematic Operations Risk-rating Tool

Risk Category	Rating at Approval	Previous Rating	Current Rating
Political and Governance	--	● Substantial	● Substantial
Macroeconomic	--	● Substantial	● Substantial
Sector Strategies and Policies	--	● High	● High
Technical Design of Project or Program	--	● Substantial	● Substantial
Institutional Capacity for Implementation and Sustainability	--	● Substantial	● Substantial
Fiduciary	--	● High	● High
Environment and Social	--	● Substantial	● Substantial
Stakeholders	--	● High	● High
Other	--	--	--
Overall	--	● High	● High

## Results

### Project Development Objective Indicators



▶ Annual quantity of commercial agriculture in project areas (Metric ton, Custom)

	Baseline	Actual (Previous)	Actual (Current)	End Target
Value	0.00	0.00	0.00	100,000.00
Date	31-Dec-2013	20-Dec-2016	30-Nov-2017	31-Dec-2019

▶ Annual value of commercial agriculture in project areas (Amount(USD), Custom)

	Baseline	Actual (Previous)	Actual (Current)	End Target
Value	0.00	0.00	0.00	120,000,000.00
Date	31-Dec-2013	20-Dec-2016	30-Nov-2017	31-Dec-2019

▲ Of which Exports in percentage (Percentage, Custom Supplement)

	Baseline	Actual (Previous)	Actual (Current)	End Target
Value	0.00	--	0.00	55.00

▷ Of which volumes sold by smallholders in percentage (Percentage, Custom Supplement)

	Baseline	Actual (Previous)	Actual (Current)	End Target
Value	0.00	--	0.00	20.00

▷ Of which volumes sold by average farmers in percentage (Percentage, Custom Supplement)



	Baseline	Actual (Previous)	Actual (Current)	End Target
Value	0.00	--	17.00	45.00

► Number of jobs created in project areas (Number, Custom)

	Baseline	Actual (Previous)	Actual (Current)	End Target
Value	0.00	9.00	0.00	9,500.00
Date	31-Dec-2013	20-Dec-2016	30-Nov-2017	31-Dec-2019

▲ of which women (Number, Custom Breakdown)

	Baseline	Actual (Previous)	Actual (Current)	End Target
Value	0.00	0.00	0.00	6,600.00
Date	31-Dec-2013	20-Dec-2016	30-Nov-2017	31-Dec-2019

▲ of which large investor (Number, Custom Breakdown)

	Baseline	Actual (Previous)	Actual (Current)	End Target
Value	0.00	0.00	0.00	7,700.00
Date	31-Dec-2013	20-Dec-2016	30-Nov-2017	31-Dec-2019

► Land area where sustainable land management practices have been adopted as a result of the project (Hectare(Ha), Custom)

	Baseline	Actual (Previous)	Actual (Current)	End Target
Value	0.00	0.00	0.00	10,000.00
Date	31-Dec-2013	20-Dec-2016	30-Nov-2017	31-Dec-2019



► Direct project beneficiaries (Number, Custom)

	Baseline	Actual (Previous)	Actual (Current)	End Target
Value	0.00	1,221.00	3,343.00	10,680.00
Date	31-Dec-2013	20-Dec-2016	30-Nov-2017	31-Dec-2019

▲ of which women (Number, Custom Breakdown)

	Baseline	Actual (Previous)	Actual (Current)	End Target
Value	0.00	358.00	558.00	6,900.00
Date	31-Dec-2013	20-Dec-2016	30-Nov-2017	31-Dec-2019

▲ of which SMEs (Number, Custom Breakdown)

	Baseline	Actual (Previous)	Actual (Current)	End Target
Value	0.00	5.00	5.00	200.00
Date	31-Dec-2013	20-Dec-2016	30-Nov-2017	31-Dec-2019

▲ of which smallholders (Number, Custom Breakdown)

	Baseline	Actual (Previous)	Actual (Current)	End Target
Value	0.00	330.00	800.00	800.00
Date	31-Dec-2013	20-Dec-2016	30-Nov-2017	31-Dec-2019

▲ of which medium farmers (Number, Custom Breakdown)

	Baseline	Actual (Previous)	Actual (Current)	End Target
Value	0.00	0.00	180.00	180.00



Date	31-Dec-2013	20-Dec-2016	30-Nov-2017	31-Dec-2019

#### ▲ of which wage workers (Number, Custom Breakdown)

	Baseline	Actual (Previous)	Actual (Current)	End Target
Value	0.00	9.00	9.00	9,500.00
Date	31-Dec-2013	20-Dec-2016	30-Nov-2017	31-Dec-2019

#### ► Forest area brought under management plans (Hectare(Ha), Custom)

	Baseline	Actual (Previous)	Actual (Current)	End Target
Value	0.00	0.00	0.00	25,000.00
Date	31-Dec-2013	20-Dec-2016	30-Nov-2017	31-Oct-2019

Overall Comments

### Global Environmental Objective Indicators

#### ► Forest area under management plans (Hectare(Ha), Custom)

	Baseline	Actual (Previous)	Actual (Current)	End Target
Value	0.00	0.00	0.00	25,000.00
Date	31-Dec-2013	20-Dec-2016	20-Dec-2016	31-Dec-2019

Overall Comments



## Intermediate Results Indicators

### ► Target producers with use rights recorded as a result of the project (Number, Custom)

	Baseline	Actual (Previous)	Actual (Current)	End Target
Value	0.00	330.00	450.00	600.00
Date	31-Dec-2013	20-Dec-2016	30-Nov-2017	31-Dec-2019

### ▲ of which large investors (Number, Custom Breakdown)

	Baseline	Actual (Previous)	Actual (Current)	End Target
Value	0.00	0.00	5.00	10.00
Date	31-Dec-2013	20-Dec-2016	30-Nov-2017	31-Dec-2019

### ► Annual performance on rural communities' scorecard (Number, Custom)

	Baseline	Actual (Previous)	Actual (Current)	End Target
Value	0.00	0.00	6.00	9.00
Date	31-Dec-2013	20-Dec-2016	30-Nov-2017	31-Dec-2019

### ► Increase in private investments in project areas (Amount(USD), Custom)

	Baseline	Actual (Previous)	Actual (Current)	End Target
Value	0.00	0.00	83,000,000.00	260,000,000.00
Date	31-Dec-2013	20-Dec-2016	30-Nov-2017	31-Dec-2019





▲ of which investments in the blocks (Amount(USD), Custom Breakdown)

	Baseline	Actual (Previous)	Actual (Current)	End Target
Value	0.00	0.00	80,000,000.00	250,000,000.00
Date	31-Dec-2013	20-Dec-2016	30-Nov-2017	31-Dec-2019

▲ of which investments outside the blocks (Amount(USD), Custom Breakdown)

	Baseline	Actual (Previous)	Actual (Current)	End Target
Value	0.00	0.00	3,000,000.00	10,000,000.00
Date	31-Dec-2013	20-Dec-2016	30-Nov-2017	31-Dec-2019

▶ Area provided with irrigation and drainage services (Hectare(Ha), Custom)

	Baseline	Actual (Previous)	Actual (Current)	End Target
Value	0.00	0.00	5,000.00	10,000.00
Date	31-Dec-2013	20-Dec-2016	30-Nov-2017	31-Dec-2019

▶ Average productivity per hectare for farmers inside the blocks for sweet potatoes (Tones/year, Custom)

	Baseline	Actual (Previous)	Actual (Current)	End Target
Value	0.00	0.00	25.00	30.00
Date	31-Dec-2013	20-Dec-2016	30-Nov-2017	31-Dec-2019



► Average productivity per hectare for farmers inside the blocks for Onion (Tones/year, Custom)

	Baseline	Actual (Previous)	Actual (Current)	End Target
Value	0.00	0.00	25.00	30.00
Date	31-Dec-2013	20-Dec-2016	30-Nov-2017	31-Dec-2019

► Number of small and medium farmers inside the blocks participating in inclusive business models (Percentage, Custom)

	Baseline	Actual (Previous)	Actual (Current)	End Target
Value	0.00	0.00	30.00	50.00
Date	31-Dec-2013	20-Dec-2016	30-Nov-2017	31-Dec-2019

► Number of small and medium farmers who adopted an improved agricultural technology promoted by the project (Number, Custom)

	Baseline	Actual (Previous)	Actual (Current)	End Target
Value	0.00	0.00	500.00	1,000.00
Date	31-Dec-2013	20-Dec-2016	30-Nov-2017	31-Dec-2019

► Increase in the water flow of the Ngalam River course (Cubic Meter(m3), Custom)

	Baseline	Actual (Previous)	Actual (Current)	End Target
Value	3.00	3.00	8.00	15.00
Date	31-Dec-2013	20-Dec-2016	30-Nov-2017	31-Dec-2019



## ► Carbon stored in forest ecosystems and emissions avoided from deforestation and forest degradation (Metric ton, Custom)

	Baseline	Actual (Previous)	Actual (Current)	End Target
Value	0.00	0.00	200,000.00	600,000.00
Date	31-Dec-2013	20-Dec-2016	30-Nov-2017	31-Dec-2019



## ► Capacity to monitor GHG emissions in project areas is demonstrated (Yes/No, Custom)

	Baseline	Actual (Previous)	Actual (Current)	End Target
Value	N	N	Y	Y
Date	31-Dec-2013	20-Dec-2016	30-Nov-2017	31-Dec-2019

## Overall Comments

## Data on Financial Performance

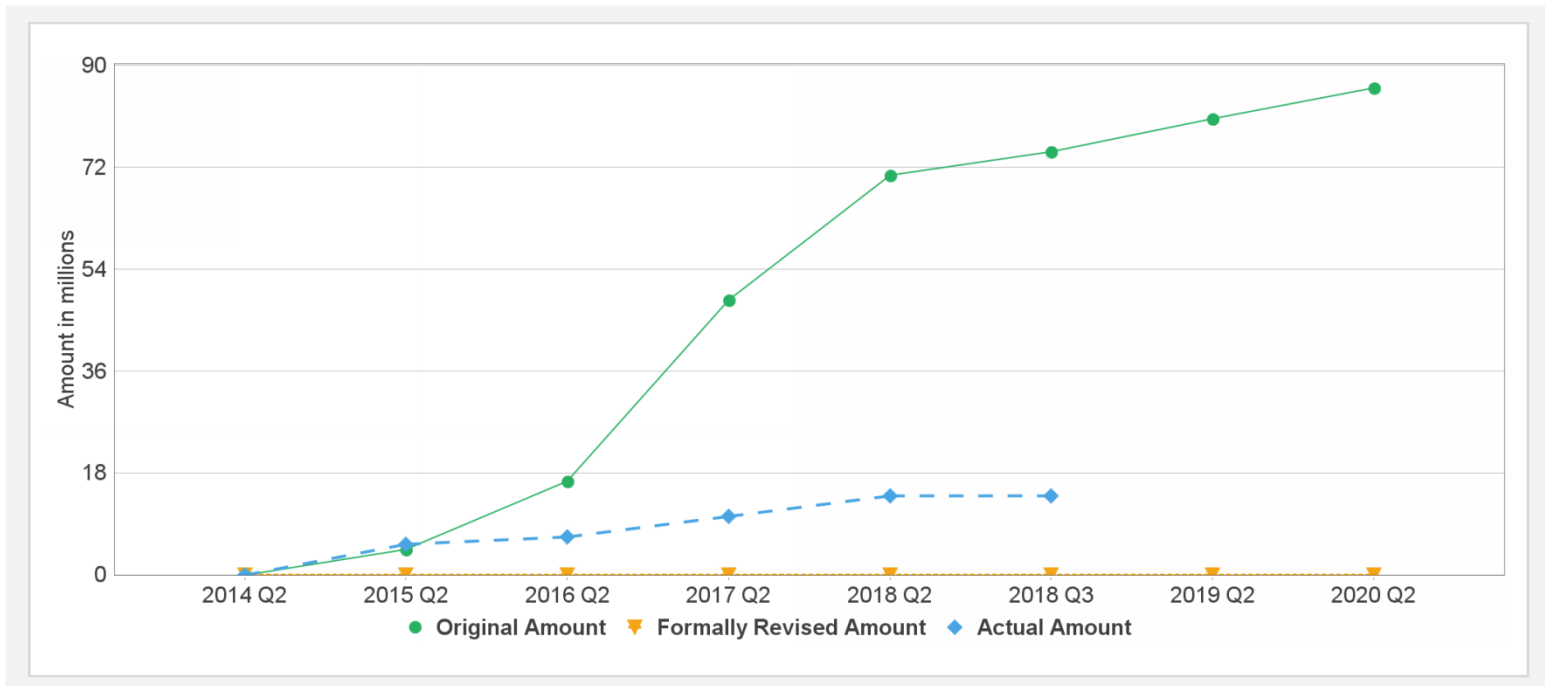
## Disbursements (by loan)

Project	Loan/Credit/TF	Status	Currency	Original	Revised	Cancelled	Disbursed	Undisbursed	Disbursed
P124018	IDA-53340	Effective	USD	80.00	80.00	0.00	12.72	61.31	 17%
P130271	TF-16708	Effective	USD	6.00	6.00	0.00	1.21	4.79	 20%

## Key Dates (by loan)

Project	Loan/Credit/TF	Status	Approval Date	Signing Date	Effectiveness Date	Orig. Closing Date	Rev. Closing Date
P124018	IDA-53340	Effective	19-Dec-2013	28-Mar-2014	26-Jun-2014	31-Dec-2019	31-Dec-2019
P130271	TF-16708	Effective	28-Mar-2014	28-Mar-2014	26-Jun-2014	31-Dec-2019	31-Dec-2019

## Cumulative Disbursements



## Restructuring History

There has been no restructuring to date.

## Related Project(s)

P124018-Senegal Inclusive and Sustainable Agribusiness Development Project ,P130271-Community-based Sustainable Land Management Project