

West Africa Regional Fisheries Projects in Guinea, Mauritania, Sierra Leone (P126773)

AFRICA | Western Africa | Environment & Natural Resources Global Practice |
 IBRD/IDA | Investment Project Financing | FY 2015 | Seq No: 9 | ARCHIVED on 28-Jun-2019 | ISR37563 |

Implementing Agencies: Ministry of Fisheries and Maritime Economy, Ministry of Fisheries and Aquaculture, Ministry of Finance, Ministry of Economic Affairs and Development

Key Dates

Key Project Dates

Bank Approval Date: 16-Mar-2015

Effectiveness Date: 24-Jun-2015

Planned Mid Term Review Date: 20-Mar-2018

Actual Mid-Term Review Date: 20-Mar-2018

Original Closing Date: 15-Dec-2020

Revised Closing Date: 15-Dec-2020

Project Development Objectives

Project Development Objective (from Project Appraisal Document)

The development objective of this first phase of the West Africa Regional Fisheries Program SOP-C (formerly APL-C) is to strengthen governance and management of targeted fisheries and improve handling of landed catch at selected sites.

Has the Project Development Objective been changed since Board Approval of the Project Objective?

No

Components

Name

Strengthening Good Governance and Sustainable Management of the Fisheries:(Cost \$10.40 M)

Reducing Illegal, Unreported and Unregulated Fishing:(Cost \$3.02 M)

Increasing Contribution of the Fish Resources to the Local Economy:(Cost \$9.48 M)

Project Management, Monitoring and Evaluation, and Regional Coordination:(Cost \$7.15 M)

Overall Ratings

Name	Previous Rating	Current Rating
Progress towards achievement of PDO	● Moderately Satisfactory	● Moderately Satisfactory
Overall Implementation Progress (IP)	● Moderately Unsatisfactory	● Moderately Satisfactory
Overall Risk Rating	● Substantial	● Substantial

Implementation Status and Key Decisions

This ISR covers 3 countries, Guinea, Mauritania and Sierra Leone. Additional Financing from Global Environment Facility (GEF) to Liberia closed on March 1, 2019.



Mauritania: The project is progressing towards achievement of PDO, but overall implementation progress is still behind schedule, especially Component 3 related to the rehabilitation of the Nouakchott Fish Market (MPN, Marche de Pêche de Nouakchott). Construction works of Lot 1 is progressing since December 2019, but the evaluation for Lot 2 has been taking several months.

Guinea: Finally the project received the National Development Budget for 2019, and now the compensation to the project affected peoples (PAPs) at the construction of the fish landing site complex at Koukoude in Boffa County can advance. Also the contractors' contracts are signed. The construction works can start, once the compensation to PAPs are confirmed.

Sierra Leone: The project is progressing towards achievement of the PDO, but overall implementation progress is not as planned, especially under Component 2 and 4. The biggest issues are overcapacity in both the industrial and artisanal segments, and problems with illegal fishing. It was decided during the mission in May 2019 that a restructuring will be done to fit the Ministry's new priority and bring more solid impact on the ground.

Risks

Systematic Operations Risk-rating Tool

Risk Category	Rating at Approval	Previous Rating	Current Rating
Political and Governance	● Substantial	● Substantial	● Substantial
Macroeconomic	● Moderate	● Moderate	● Moderate
Sector Strategies and Policies	● Substantial	● Substantial	● Substantial
Technical Design of Project or Program	● Moderate	● Moderate	● Moderate
Institutional Capacity for Implementation and Sustainability	● High	● High	● High
Fiduciary	● High	● High	● High
Environment and Social	● Moderate	● Moderate	● Moderate
Stakeholders	● Substantial	● Substantial	● Substantial
Other	● Substantial	● Low	● Low
Overall	● Substantial	● Substantial	● Substantial

Results

PDO Indicators by Objectives / Outcomes

Strengthen governance & mgmt of targeted fisheries and improve handling of landed catch at sltd site				
► Share of fisheries management data published regularly and made publicly accessible - GN (Percentage, Custom)				
	Baseline	Actual (Previous)	Actual (Current)	End Target
Value	0.00	66.00	71.00	83.00
Date	01-Jul-2014	11-Dec-2018	10-Jun-2019	15-Dec-2020
► Share of fisheries management data published regularly and made publicly accessible - MR (Percentage, Custom)				



	Baseline	Actual (Previous)	Actual (Current)	End Target
Value	0.00	33.00	33.00	83.00
Date	01-Jul-2014	11-Dec-2018	10-Jun-2019	15-Dec-2020
Comments:	Electronic logbook system (JEP, journal électronique de pêche) have been installed on most of the national vessels, and the training to the captains and the operators was conducted in May 2019. The rest of national vessels will have JEP in coming months, to have full coverage on national vessels. Having JEP system in all vessels is expected to contribute in having on-time data.			
►Number of fishing vessels operating in the exclusive economic zones should not exceed the ceiling established for each segment (disaggregated by country and by segment) - GN (Yes/No, Custom)				
	Baseline	Actual (Previous)	Actual (Current)	End Target
Value	Yes	Yes	Yes	Yes
Date	01-Jul-2014	12-Dec-2018	10-Jun-2019	15-Dec-2020
Comments:	GN: The number of registered industrial vessels is 56, which is lower than the ceiling of 85. The number of registered Advanced artisanal canoes (PAA, pêche artisanal avancé) is 23, which is lower than the project ceiling of 150, which was added after the Mid-Term Review. The government set even lower ceiling of 35 in the fisheries management plan for 2019, which was approved in January 2019. The number of registered artisanal canoes is 7538, which is lower than the ceiling of 10,000.			
►Number of fishing vessels operating in the exclusive economic zones should not exceed the ceiling established for each segment - MR (Yes/No, Custom)				
	Baseline	Actual (Previous)	Actual (Current)	End Target
Value	Yes	Yes	Yes	Yes
Date	01-Jul-2014	12-Dec-2018	10-Jun-2019	15-Dec-2020
Comments:	MR: The number of registered industrial vessels is 203, which is lower than the ceiling of 245. The number of registered coastal vessels is 214, which is lower than the ceiling of 261. The number of artisanal boats is estimated to be around 9200, but the active canoes are 4424, which is lower than the ceiling of 7661.			
►Individual quotas in octopus are distributed to all the segment in a participatory, transparent and scientific manner - MR (Number, Custom)				
	Baseline	Actual (Previous)	Actual (Current)	End Target
Value	0.00	2.00	2.00	3.00
Date	01-Jul-2014	12-Dec-2018	10-Jun-2019	15-Dec-2020
Comments:	It was developed in transparent and scientific manner. Participation by artisanal segment could be strengthened in the future, so that the score can be full with 3 in the future.			
►Share of fishing vessels inspected by the national fisheries surveillance agency for compliance with national regulations - GN (Percentage, Custom)				
	Baseline	Actual (Previous)	Actual (Current)	End Target
Value	25.00	57.40	54.00	80.00
Date	01-Jul-2014	12-Dec-2018	10-Jun-2019	15-Dec-2020



Comments:	The number of inspected vessels is expected to increase towards the end of the year. From January to March 2019, 30 vessels among 56 licensed vessels were inspected (30/56 = 54%).			
►Share of fisheries management data published regularly and made publicly accessible - MR (Percentage, Custom)				
	Baseline	Actual (Previous)	Actual (Current)	End Target
Value	0.00	33.00	33.00	83.00
Date	01-Jul-2014	12-Dec-2018	10-Jun-2019	15-Dec-2020
Comments:	This indicator has not achieved this year's target. Mauritania is publishing only 2 indicators so far, 1) list of infractions in industrial segment (monthly) and 2) fees from infractions (annually). The PIU is following up with the Technical Committee for Statistics (CTS, Comité Technique pour les Statistiques).			
►Volume processing capacity according to improved hygiene condition - GN (Metric ton, Custom)				
	Baseline	Actual (Previous)	Actual (Current)	End Target
Value	0.00	0.00	0.00	30.00
Date	01-Jul-2014	12-Dec-2018	10-Jun-2019	15-Dec-2020
Comments:	The PIU is collecting the data of the volume of handling capacity from the local Office of Sanitary Inspection of Fisheries and Aquaculture (ONISPA).			
►Volume processing capacity according to improved hygiene condition - MR (Metric ton, Custom)				
	Baseline	Actual (Previous)	Actual (Current)	End Target
Value	0.00	0.00	0.00	30.00
Date	01-Jul-2014	31-Oct-2018	10-Jun-2019	15-Dec-2020
Comments:	There are more private investors at MPN since Lot 1 construction started in December 2018, and the PIU is collecting the data of their volume of processing capacity.			
►Direct project beneficiaries (Number, Custom)				
	Baseline	Actual (Previous)	Actual (Current)	End Target
Value	0.00	19,000.00	62,000.00	82,000.00
Date	01-Jul-2014	12-Dec-2018	10-Jun-2019	15-Dec-2020
▲Female beneficiaries - MR (Percentage, Custom Breakdown)				
	Baseline	Actual (Previous)	Actual (Current)	End Target
Value	0.00	23.00	23.00	30.00
Date	01-Jul-2014	12-Dec-2018	10-Jun-2019	15-Dec-2020
▲Female Beneficiaries - GN (Percentage, Custom Breakdown)				
	Baseline	Actual (Previous)	Actual (Current)	End Target



Value	0.00	30.00	7.00	9.00
Date	01-Jul-2014	12-Dec-2018	10-Jun-2019	15-Dec-2020
▲Direct project beneficiaries - MR (Number, Custom Breakdown)				
	Baseline	Actual (Previous)	Actual (Current)	End Target
Value	0.00	9,000.00	9,000.00	50,000.00
Date	01-Jul-2014	12-Dec-2018	10-Jun-2019	15-Dec-2020
▲Direct project beneficiaries - GN (Number, Custom Breakdown)				
	Baseline	Actual (Previous)	Actual (Current)	End Target
Value	0.00	10,000.00	30,000.00	32,000.00
Date	01-Jul-2014	12-Dec-2018	10-Jun-2019	15-Dec-2020

Intermediate Results Indicators by Components

Strengthening Good Governance and Sustainable Management of the Fisheries				
►Reliable fisheries management data regularly available - GN (Number, Custom)				
	Baseline	Actual (Previous)	Actual (Current)	End Target
Value	0.00	4.00	4.00	5.00
Date	01-Jul-2014	12-Dec-2018	10-Jun-2019	15-Dec-2020
Comments:	GN: Four variables of 1) list of valid vessel licenses in industrial segment, 2) list of infractions in industrial segment, 3) fees from licenses, 4) fees from infractions are available at the website of Ministry of Fisheries Aquaculture and Maritime Economy in Guinea.			
►Reliable fisheries management data regularly available - MR (Number, Custom)				
	Baseline	Actual (Previous)	Actual (Current)	End Target
Value	0.00	10.00	8.00	13.00
Date	01-Jul-2014	11-Dec-2018	10-Jun-2019	15-Dec-2020
►Share of fishing vessels registered (disaggregated by country and by segment) - GN (Percentage, Custom)				
	Baseline	Actual (Previous)	Actual (Current)	End Target
Value	0.00	40.00	74.00	75.00
Date	01-Jul-2014	12-Dec-2018	10-Jun-2019	15-Dec-2020
Comments:	During the canoe census in 2016, 5783 boats were identified and their number plates were procured. As of now 5600 boats have installed the number plates. In parallel to number plates installation, canoe			



census was conducted and 7538 canoes are identified. Percentage of the registered canoes with number plates is 74% (5600/7538=74%).				
►Share of fishing vessels registered (disaggregated by country and by segment) - MR (Percentage, Custom)				
	Baseline	Actual (Previous)	Actual (Current)	End Target
Value	0.00	50.00	50.00	90.00
Date	01-Jul-2014	11-Dec-2018	10-Jun-2019	15-Dec-2020
►Proposal for institutional and functional reform submitted to Cabinet by Ministry of Fisheries - MR (Yes/No, Custom)				
	Baseline	Actual (Previous)	Actual (Current)	End Target
Value	No	Yes	Yes	Yes
Date	01-Jul-2014	12-Dec-2018	10-Jun-2019	15-Dec-2020
►Revised appropriate regulations integrating (i) access management and (ii) secure fishing rights submitted to Cabinet by Ministry of Fisheries - MR (Yes/No, Custom)				
	Baseline	Actual (Previous)	Actual (Current)	End Target
Value	No	Yes	Yes	Yes
Date	01-Jul-2014	12-Dec-2018	10-Jun-2019	15-Dec-2020
►Fisheries management plans developed - GN (Number, Custom)				
	Baseline	Actual (Previous)	Actual (Current)	End Target
Value	0.00	1.00	1.00	1.00
Date	01-Jul-2014	12-Dec-2018	10-Jun-2019	15-Dec-2020
►Fisheries management plans developed - MR (Number, Custom)				
	Baseline	Actual (Previous)	Actual (Current)	End Target
Value	0.00	0.00	1.00	1.00
Date	01-Jul-2014	31-Oct-2018	10-Jun-2019	15-Dec-2020
►Fisheries management data incorporated in the regional dashboard - GN (Number, Custom)				
	Baseline	Actual (Previous)	Actual (Current)	End Target
Value	0.00	3.00	3.00	5.00
Date	01-Jul-2014	12-Dec-2018	10-Jun-2019	15-Dec-2020
Comments:	Three variables of 1) list of valid vessel licenses in industrial segment, 2) list of infractions in industrial segment, 3) fees from infractions are incorporated in the regional dashboard at Sub-Regional Fisheries Commission (SRFC or CSRP in French, Commission Sous-Regionale des Peches).			
▲Fisheries management data incorporated in the regional dashboard - MR (Number, Custom Breakdown)				



	Baseline	Actual (Previous)	Actual (Current)	End Target
Value	0.00	0.00	0.00	9.00
Date	01-Jul-2014	12-Dec-2018	10-Jun-2019	15-Dec-2020
► Individual quotas in the octopus fishery are allocated in the industrial segments in a participatory, transparent, and scientific manner - MR (Percentage, Custom)				
	Baseline	Actual (Previous)	Actual (Current)	End Target
Value	0.00	2.00	2.00	3.00
Date	01-Jul-2014	12-Dec-2018	10-Jun-2019	15-Dec-2020
Comments:	The allocation of individual quotas in the octopus fishery is considered to be based on scientific recommendation and it was a participatory process which provide a score of 2. To reach score 3, the allocation needs to be made more transparent.			
► Monitoring, evaluation and surveillance reports of project activity implementation by an organization are regularly published - MR (Yes/No, Custom)				
	Baseline	Actual (Previous)	Actual (Current)	End Target
Value	No	No	No	Yes
Date	01-Jul-2014	12-Dec-2018	10-Jun-2019	15-Dec-2020
Comments:	This is not yet due. TOR for a consultant to develop this report is cleared, thus a consultant is expected to be hired in coming months.			

Reducing Illegal, Unreported and Unregulated Fishing

► Satellite-based surveillance system for industrial fishing vessels by the national fisheries surveillance agency is functional - GN (Hours, Custom)

	Baseline	Actual (Previous)	Actual (Current)	End Target
Value	8.00	23.00	23.00	24.00
Date	01-Jul-2014	12-Dec-2018	10-Jun-2019	15-Dec-2020
Comments:	Satellite-based surveillance system sometimes gets down same as the previous ISR. Procurement of a new satellite-based surveillance system has been initiated in May 2019.			
► Surveillance patrol of industrial fishing vessels (number of days per year) - GN (Days, Custom)				
	Baseline	Actual (Previous)	Actual (Current)	End Target
Value	80.00	123.00	123.00	200.00
Date	01-Jul-2014	12-Dec-2018	10-Jun-2019	15-Dec-2020
Comments:	At the end of the year 2019, the total number of days of surveillance patrol of industrial fishing vessels will be calculated. Until then 123 days of 2018 will be kept here. Twenty days of surveillance was conducted both in January and February 2019. If this pace is kept through the year 2019, even if there will be less surveillance during the biological recess period in July and August, it is expected to exceed the previous year's record.			



► Surveillance patrol of artisanal fishing boats - GN (Number, Custom)

	Baseline	Actual (Previous)	Actual (Current)	End Target
Value	0.00	276.00	276.00	96.00
Date	01-Jul-2014	12-Dec-2018	10-Jun-2019	15-Dec-2020
Comments:	At the end of the year 2019, the total number of days of surveillance patrol of artisanal fishing boats will be calculated. Until then 276 days of 2018 will be kept here. Forty-four days of surveillance was conducted both in January and February 2019. If this pace is kept through the year 2019, even if there will be less surveillance during the biological recess period in July and August, it is expected to exceed the previous year's record.			

Increasing Contribution of the Fish Resources to the Local Economy

► Integrated fish handling sites built - GN (Number, Custom)

	Baseline	Actual (Previous)	Actual (Current)	End Target
Value	0.00	0.00	0.00	1.00
Date	01-Jul-2014	12-Dec-2018	10-Jun-2019	15-Dec-2020

► Integrated fish handling sites built - MR (Number, Custom)

	Baseline	Actual (Previous)	Actual (Current)	End Target
Value	0.00	0.00	0.00	1.00
Date	01-Jul-2014	31-Oct-2018	10-Jun-2019	15-Dec-2020

Disbursement Linked Indicators

► DLI 1 Number of reliable fisheries management data regularly available - MR (Percentage, Intermediate Outcome, 37,500.00, 0.00%)

	Baseline	Actual (Previous)	Actual (Current)	December 2018
Value	0.00	76.90	76.90	--
Date	01-Jul-2014	12-Dec-2018	12-Dec-2018	--
Comments:	10 out of 13 indicators.			

► DLI 2 Share of fisheries management data published regularly and made publicly accessible- MR (Percentage, Outcome, 40,000.00, 0.00%)




	Baseline	Actual (Previous)	Actual (Current)	December 2018
Value	0.00	33.00	33.00	--



Date	01-Jul-2014	12-Dec-2018	12-Dec-2018	--
►DLI 3 Number of fishing vessels operating in the exclusive economic zones should not exceed the ceiling established for each segment - MR (Yes/No, Outcome, 100,000.00, 0%)				
	Baseline	Actual (Previous)	Actual (Current)	December 2018
Value	Yes	Yes	Yes	--
Date	01-Jul-2014	12-Dec-2018	12-Dec-2018	--

Data on Financial Performance

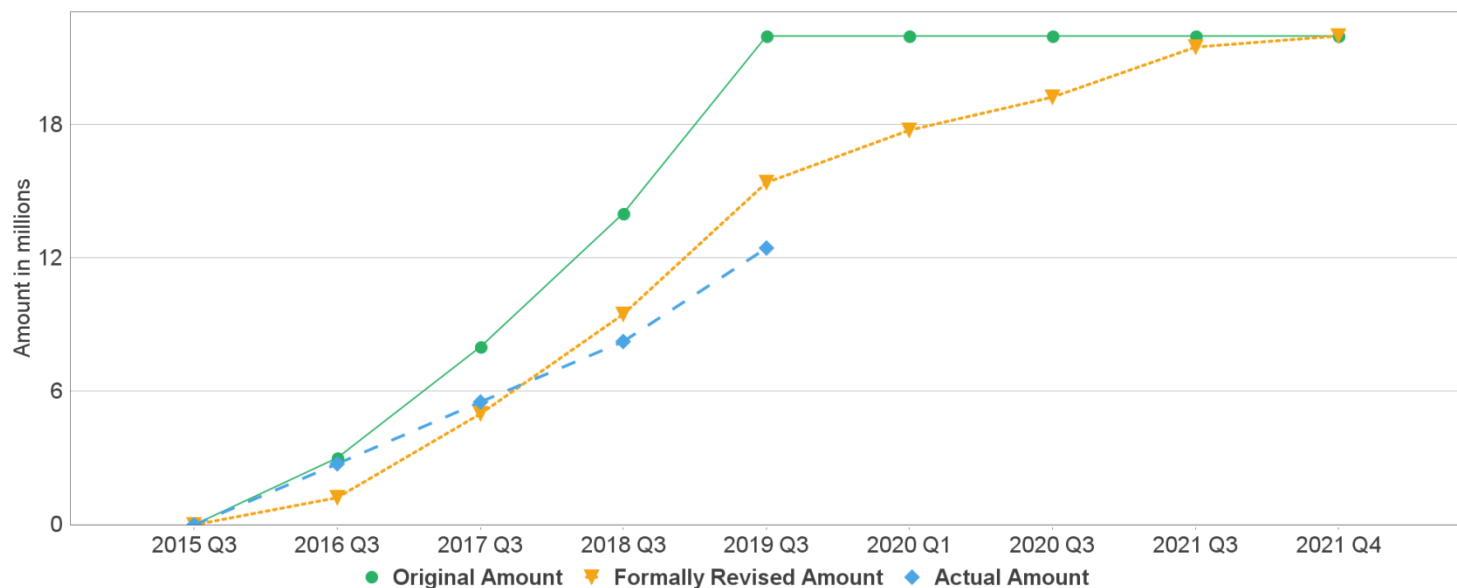
Disbursements (by loan)

Project	Loan/Credit/TF	Status	Currency	Original	Revised	Cancelled	Disbursed	Undisbursed	% Disbursed
P126773	IDA-D0390	Effective	USD	12.00	12.00	0.00	4.47	7.48	 37%
P126773	IDA-D0400	Effective	USD	10.00	10.00	0.00	4.95	4.92	 50%
P131327	TF-19089	Effective	USD	7.00	7.00	0.00	3.34	3.66	 48%

Key Dates (by loan)

Project	Loan/Credit/TF	Status	Approval Date	Signing Date	Effectiveness Date	Orig. Closing Date	Rev. Closing Date
P126773	IDA-D0390	Effective	16-Mar-2015	17-Apr-2015	24-Jun-2015	15-Dec-2020	15-Dec-2020
P126773	IDA-D0400	Effective	16-Mar-2015	14-Apr-2015	30-Nov-2015	15-Dec-2020	15-Dec-2020
P131327	TF-19089	Effective	16-Mar-2015	17-Apr-2015	17-Apr-2015	15-Dec-2020	15-Dec-2020

Cumulative Disbursements



Restructuring History

Level 2 Approved on 28-Feb-2018 ,Level 2 Approved on 30-Apr-2019

Related Project(s)

P131327-West Africa - Mauritania Fish. APL ,P156759-West Africa Region Fisheries Program AF Guinea, Sierra Leone & Liberia