



## DRC GEF Financing to PREPAN Project (P083813)

AFRICA | Congo, Democratic Republic of | Environment & Natural Resources Global Practice |  
IBRD/IDA | Investment Project Financing | FY 2014 | Seq No: 18 | ARCHIVED on 05-Jul-2019 | ISR37705 |

Implementing Agencies: Democratic Republic of Congo, ICCN

## Key Dates

## Key Project Dates

Bank Approval Date: 12-Dec-2013

Effectiveness Date: 30-Jun-2014

Planned Mid Term Review Date: 20-Feb-2012

Actual Mid-Term Review Date: 20-Feb-2012

Original Closing Date: 31-Dec-2018

Revised Closing Date: 31-Dec-2019

## Project Development Objectives

Project Development Objective (from Project Appraisal Document)

To enhance the capacity of the Congolese Institute for Nature Conservation (ICCN) for management of targeted protected areas.

Has the Project Development Objective been changed since Board Approval of the Project Objective?

No

## Components

Name

Support to Institutional Rehabilitation:(Cost \$3.59 M)

Support to National Parks:(Cost \$8.65 M)

Technical Studies and Consultations:(Cost \$0.50 M)

Okapi Fund Establishment and Capitalization:(Cost \$8.90 M)

## Overall Ratings

Name	Previous Rating	Current Rating
Progress towards achievement of PDO	● Moderately Satisfactory	● Moderately Satisfactory
Overall Implementation Progress (IP)	● Moderately Satisfactory	● Moderately Satisfactory
Overall Risk Rating	● Substantial	● Substantial

## Implementation Status and Key Decisions

All activities are completed in Kahuzi Biega National Park, in Virunga National Park, in the botanical gardens of Kisantu and Kinshasa and in Garamba National Park. Investment for housing, education and health support to pygmy communities around Virunga National Park have been provided as scheduled.. Consultations with local communities has been completed in the Lomami Reserve. The Okapi Fund for the Conservation of Nature (FOCON) mainly, its capitalization, remains the last output of the project. this is what motivated the last formal restructurings of the project which entailed the amendment of the legal agreement and its one year extension; this is in progress.



## Risks

### Systematic Operations Risk-rating Tool

Risk Category	Rating at Approval	Previous Rating	Current Rating
Political and Governance	--	● Substantial	● Substantial
Macroeconomic	--	● Substantial	● Substantial
Sector Strategies and Policies	--	● Low	● Low
Technical Design of Project or Program	--	● Moderate	● Moderate
Institutional Capacity for Implementation and Sustainability	--	● Substantial	● Substantial
Fiduciary	--	● Substantial	● Substantial
Environment and Social	--	● Substantial	● Substantial
Stakeholders	--	● Moderate	● Moderate
Other	--	--	--
Overall	--	● Substantial	● Substantial

## Results

### PDO Indicators by Objectives / Outcomes

ICCN institutionally strengthened to better manage the park network



## ►Publication of internal audits (Yes/No, Custom)

	Baseline	Actual (Previous)	Actual (Current)	End Target
Value	No	No	No	Yes
Date	15-Nov-2013	29-Jun-2018	27-Jun-2019	31-Dec-2019
Comments:	Internal audits have been carried out and have been sent to the Bank (as well as other key financing partners such as KFW) but the indicator is not considered to have been met because they have not been "published", which as noted in the monitoring manual, requires that the audits (or at least some reasonable summary) be made publicly available on a web site. This indicator was intended to be a measure of the transparency of ICCN and their willingness to make publicly available basic financial information on the institution. ICCN has promised to post summary of the audits on its website after the next audit scheduled for July 2019.			

## Selected national parks better managed

## ►Direct project beneficiaries (Number, Custom)

	Baseline	Actual (Previous)	Actual (Current)	End Target
Value	0.00	13,511.00	13,511.00	2,000.00
Date	15-Nov-2013	29-Jun-2018	27-Jun-2019	31-Dec-2019
Comments:	The number of beneficiaries is calculated as per the agreed methodology in the monitoring manual. Details on this value are provided in the project's progress report. A significant increase in the cumulative number of beneficiaries for 2019 is primarily due to more accurate counts of beneficiaries from the vicinity of Garamba National Park. The number of female beneficiaries has been estimated at 3000, so about 25% of the total number of beneficiaries, below the target.			

## ▲Female beneficiaries (Percentage, Custom Supplement)

	Baseline	Actual (Previous)	Actual (Current)	End Target
Value	0.00	25.00	35.50	50.00

## ►Stable bio-indicator species populations in Garamba and Mikenno (Yes/No, Custom)

	Baseline	Actual (Previous)	Actual (Current)	End Target
Value	Yes	No	Yes	Yes
Date	12-Mar-2009	29-Jun-2018	27-Jun-2019	31-Dec-2019
Comments:	The indicators on stability of animal populations were included at the time of the original project design in 2008. Such indicators are now widely recognized to be not very useful because of the tremendous difficulties measuring reliable values and the difficult of interpreting changes and attributing any measured changes to any specific influence. These issues will be discussed in the ICR. Furthermore, the indicators for Virunga have not had any relevance since 2013, at which time direct investments in park management ceased.			

## ▲Stable Rhino populations in Garamba National Park (Yes/No, Custom Breakdown)

	Baseline	Actual (Previous)	Actual (Current)	End Target
Value	Yes	No	Yes	Yes



Date	12-Mar-2009	29-Jun-2018	27-Jun-2019	31-Dec-2019
▲Stable Elephant populations in Garamba National Park (Yes/No, Custom Breakdown)				
	Baseline	Actual (Previous)	Actual (Current)	End Target
Value	Yes	No	Yes	Yes
Date	03-Dec-2009	29-Jun-2018	27-Jun-2019	31-Dec-2019
▲Stable Giraffe populations in Garamba National Park (Yes/No, Custom Breakdown)				
	Baseline	Actual (Previous)	Actual (Current)	End Target
Value	Yes	Yes	Yes	Yes
Date	03-Dec-2009	29-Jun-2018	27-Jun-2019	31-Dec-2019
▲Stable Hippo populations in Garamba National Park (Yes/No, Custom Breakdown)				
	Baseline	Actual (Previous)	Actual (Current)	End Target
Value	Yes	No	Yes	Yes
Date	03-Dec-2009	29-Jun-2018	27-Jun-2019	31-Dec-2019
▲Stable Elephant population in Virunga National Park (Mikeno Sector) (Yes/No, Custom Breakdown)				
	Baseline	Actual (Previous)	Actual (Current)	End Target
Value	Yes	Yes	Yes	Yes
Date	03-Dec-2009	29-Jun-2018	27-Jun-2019	31-Dec-2019
▲Stable Gorilla populations in Virunga National Park (Mikeno Sector) (Yes/No, Custom Breakdown)				
	Baseline	Actual (Previous)	Actual (Current)	End Target
Value	Yes	Yes	Yes	Yes
Date	03-Dec-2009	29-Jun-2018	27-Jun-2019	31-Dec-2019

#### Okapi Fund established and capitalized

##### ►ODA funding directed to Okapi Fund (Percentage, Custom)

	Baseline	Actual (Previous)	Actual (Current)	End Target
Value	0.00	0.00	0.00	25.00
Date	15-Nov-2013	29-Jun-2018	27-Jun-2019	31-Dec-2019
Comments:	The indicator related to the Okapi Fund cannot yet be measured, pending full creation of the Fund.			

#### Overall Comments



The last expected outcome is the capitalization of the Okapi Fund expected to happen before the closing date

### Intermediate Results Indicators by Components

Support to Institutional Rehabilitation				
►ICCN staff evaluated on basis of job descriptions (Percentage, Custom)				
	Baseline	Actual (Previous)	Actual (Current)	End Target
Value	0.00	100.00	100.00	100.00
Date	15-Nov-2013	29-Jun-2018	27-Jun-2019	31-Dec-2019
Comments:	For the number of personnel evaluated in their job performance, the project's progress report notes a total of 0 for 2017. Core personnel of ICCN do have adequate job descriptions and evidence was provided in the 2018 progress report that the evaluations are now being done for all core staff on the basis of these job descriptions.			
►Publication of ICCN management agreements (Yes/No, Custom)				
	Baseline	Actual (Previous)	Actual (Current)	End Target
Value	No	No	No	Yes
Date	15-Nov-2013	29-Jun-2018	26-Jun-2019	31-Dec-2019
Comments:	Publication of contracts and management agreement is considered to not be complied with. Although ICCN has circulated key documents to a few partners, including the World Bank, they have not published these documents for public access. The intent of the indicator was to measure how well ICCN provides key information to the public on agreements that are in place for management of key protected areas. These documents are still not made public as of today June-26, 2019.			

Support to National Parks				
► Increasing METT scores for project PAs (Number, Custom)				
	Baseline	Actual (Previous)	Actual (Current)	End Target
Value	50.00	50.00	59.00	71.50
Date	12-Mar-2009	29-Jun-2018	27-Jun-2019	31-Dec-2019
▲ METT Score for Virunga National Park (Mikeno Sector) (Number, Custom Breakdown)				
	Baseline	Actual (Previous)	Actual (Current)	End Target
Value	39.00	58.00	58.00	68.00
Date	12-Mar-2009	29-Jun-2018	27-Jun-2019	31-Dec-2019
▲ Mett Score for Garamba National Park (Number, Custom Breakdown)				



	Baseline	Actual (Previous)	Actual (Current)	End Target
Value	39.00	60.00	60.00	75.00
Date	12-Mar-2009	29-Jun-2018	27-Jun-2019	31-Dec-2019
►Areas brought under enhanced biodiversity protection (ha) (Hectare(Ha), Custom)				
	Baseline	Actual (Previous)	Actual (Current)	End Target
Value	0.00	0.00	0.00	0.00
Date	12-Mar-2009	29-Jun-2018	27-Jun-2019	31-Dec-2019
Comments:	METT scores, were done in 2018; the target of measure of areas brought under enhanced protection is zero because no protected area is expected to change from one METT category to another, which is the definition of this obligatory GEF-required indicator.			
▲Area under enhanced protection (Virunga-Mikeno Sector) (Hectare(Ha), Custom Breakdown)				
	Baseline	Actual (Previous)	Actual (Current)	End Target
Value	0.00	0.00	0.00	0.00
Date	12-Mar-2009	29-Jun-2018	27-Jun-2019	31-Dec-2019
▲Area under enhanced protection (Garamba National Park) (Hectare(Ha), Custom Breakdown)				
	Baseline	Actual (Previous)	Actual (Current)	End Target
Value	0.00	0.00	0.00	0.00
Date	12-Mar-2009	29-Jun-2018	27-Jun-2019	31-Dec-2018
►Botanical gardens producing satisfactory annual report and business plan (Yes/No, Custom)				
	Baseline	Actual (Previous)	Actual (Current)	End Target
Value	No	Yes	Yes	Yes
Date	15-Nov-2013	29-Jun-2018	27-Jun-2019	31-Dec-2019
Comments:	Reports have been submitted to the Bank on the botanical gardens and they are now considered to meet the requirement of a satisfactory business plan.			

## Technical Studies and Consultations

### ►Reports/investments for 2 new PAs (Yes/No, Custom)

	Baseline	Actual (Previous)	Actual (Current)	End Target
Value	No	Yes	Yes	Yes
Date	15-Nov-2013	29-Jun-2018	31-Dec-2019	31-Dec-2019
Comments:	The expected studies and reports (for Lomami and Itombwe) have been produced so this indicator is complied with.			







## Okapi Fund Establishment and Capitalization

## ►Percentage of planned Okapi Fund disbursements made (Percentage, Custom)

	Baseline	Actual (Previous)	Actual (Current)	End Target
Value	0.00	0.00	0.00	80.00
Date	15-Nov-2013	29-Jun-2018	27-Jun-2019	31-Dec-2019
Comments:	Indicators related to functioning of the Okapi Fund cannot yet be measured as the Okapi Fund is not yet operational.			

## Data on Financial Performance

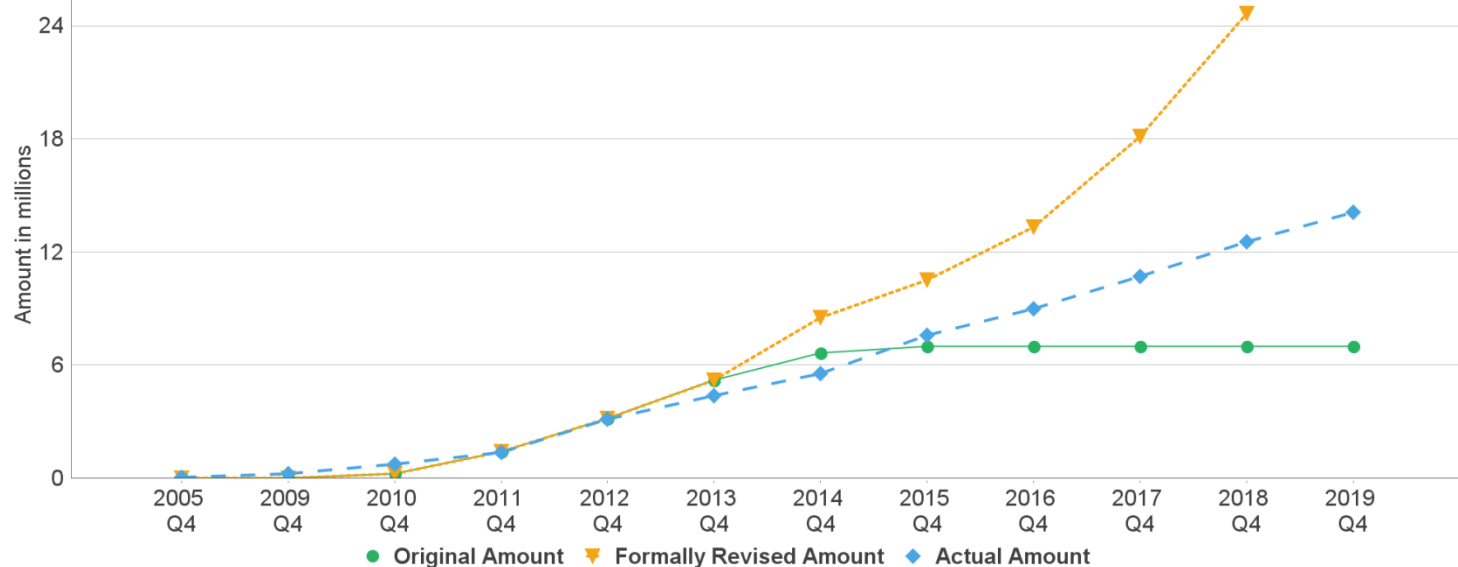
## Disbursements (by loan)

Project	Loan/Credit/TF	Status	Currency	Original	Revised	Cancelled	Disbursed	Undisbursed	% Disbursed
P083813	IDA-H8980	Effective	USD	3.00	3.00	0.00	2.65	0.13	 95%
P127437	TF-15910	Effective	USD	11.64	11.64	0.00	4.23	7.41	 36%
P127437	TF-54463	Closed	USD	0.28	0.24	0.04	0.24	0.00	 100%
P127437	TF-94033	Closed	USD	7.00	7.00	0.00	7.00	0.00	 100%

## Key Dates (by loan)

Project	Loan/Credit/TF	Status	Approval Date	Signing Date	Effectiveness Date	Orig. Closing Date	Rev. Closing Date
P083813	IDA-H8980	Effective	12-Dec-2013	01-Feb-2014	30-Jun-2014	31-Dec-2018	31-Dec-2019
P127437	TF-15910	Effective	01-Feb-2014	01-Feb-2014	30-Jun-2014	31-Dec-2018	31-Dec-2019
P127437	TF-54463	Closed	13-Jan-2005	13-Jan-2005	13-Jan-2005	30-Jun-2006	31-Mar-2008
P127437	TF-94033	Closed	30-May-2009	30-May-2009	25-Sep-2009	31-Jan-2014	31-Dec-2018

## Cumulative Disbursements



## Restructuring History

Level 2 Approved on 26-Dec-2013 ,Level 2 Approved on 14-Dec-2018 ,Level 2 Approved on 22-May-2019

## Related Project(s)

P083813-DRC GEF Financing to PREPAN Project ,P127437-DRC GEF Financing to PREPAN Project